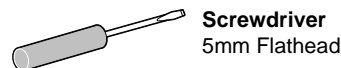
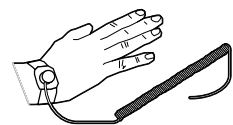


Tools Required

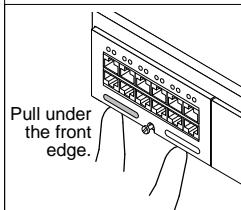
Outils nécessaires./Benötigtes Zubehör und Werkzeug/Utensili richiesti./Herramientas requeridas/
Ferramentas necessárias/Benodigd gereedschap.



Screwdriver
5mm Flathead



Anti-Static Strap
Bracelet anti-statique/ Antistatisches Armband/Fascetta antistatica/ Tira
antiestática/ Pulseira antiestática/ Antistatisch riempje.



Tirez le bord avant.
An der unteren Kante herausziehen
Tirare sotto al bordo anteriore.
Tire de abajo del borde delantero.
Puxe pela borda inferior.
Voorzichtig aan de voorkant uittrekken.

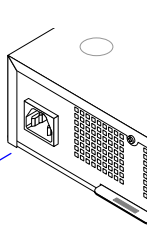


Anti-Static precautions must be observed at all times.


Les précautions anti-statique doivent être respectées à tout moment.
Unbedingt immer Antistatik-Vorsichtsmaßnahmen treffen.
Proteggersi sempre dalle scariche elettrostatiche.
Se deben seguir las precauciones contra la estática en todo momento.
É preciso observar sempre os cuidados de proteção antiestática.
Neem te allen tijde de antistatische voorschriften voor personen in acht.



Power to the IP Office system must be OFF during installation of all cards.



Le système IP Office doit être hors tension lors de l'installation de toutes les cartes.
Während der Installation der Karte unbedingt jegliche Stromzufuhr ausschalten.
Spegner il sistema "IP Office" prima di installare le schede.
La fuente de alimentación al sistema "IP Office" debe estar apagada durante la instalación de todas las tarjetas.
A alimentação do sistema "IP Office" deve estar desligada durante a instalação de qualquer placa.
Tijdens de installatie van de kaarten dient de voeding naar het "IP Office"-systeem uitgeschakeld te zijn.



Apply pressure at the bottom of the front panel.

Appuyez sur le bas du panneau avant.
An der Vorderseite unten drücken.
Aplicar la presión en el fondo del panel delantero.
Aplique presión en el fondo del panel delantero.
Exerça pressão na parte inferior do painel frontal.
Druk voorzichtig op de onderkant van het voorpaneel.

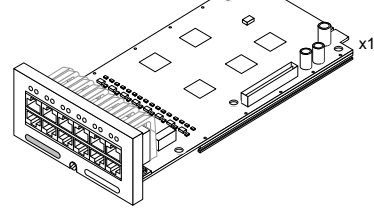
(A) IP 500 Base Card Installation

1 Anti-Static precautions must be observed at all times.

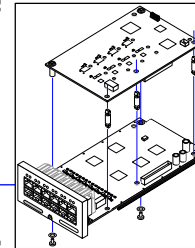
2 Power OFF

IPO 500 EXTN CARD PHONE 8 (700417231)
IPO 500 EXTN CARD PHONE 2 (700431778)
(Maximum 4)

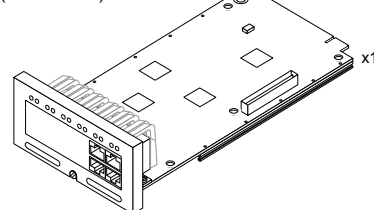
IPO 500 EXTN CARD DGTL STA 8 (700417330)
(Maximum 3)



5 Optional: See B

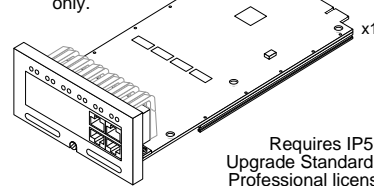


IPO 500 MC VCM 32 (700417289)
IPO 500 MC VCM 64 (700417397)
(Maximum 2)

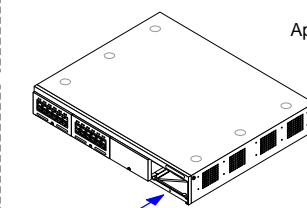


IPO 500 EXP CARD 4 PORT (700472889)
(Maximum 1)

Slot 4 only.



Requires IP500 Upgrade Standard to Professional license.



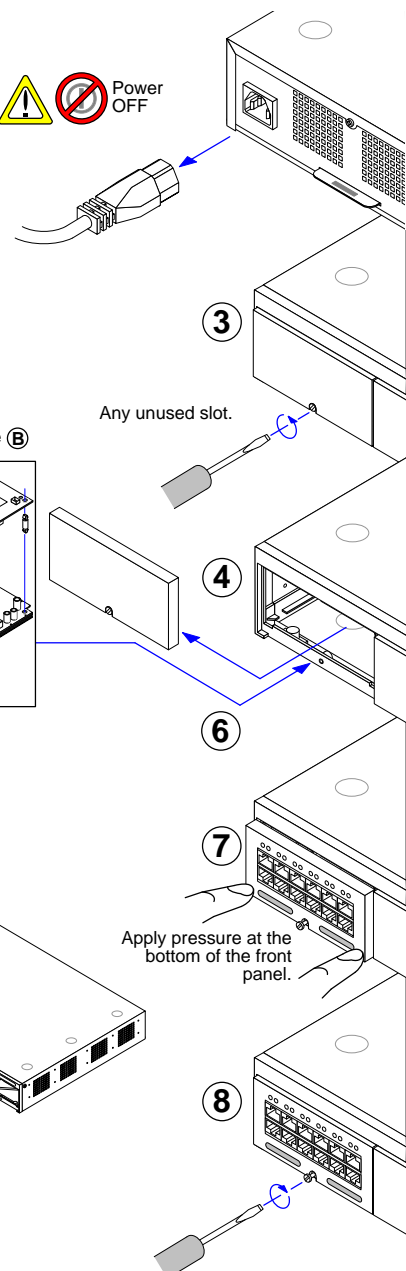
Slot 4 only.
Slot 4 seulement.
Slot 4 nur.
Slot 4.
4 slot solo.
Slot apenas 4.
Slot 4.

8

Apply pressure at the bottom of the front panel.



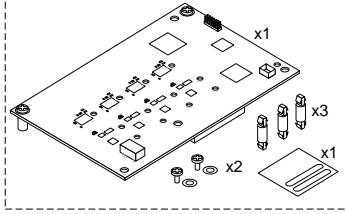
46DHB0002UKAB



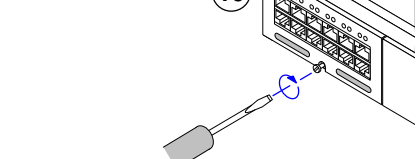

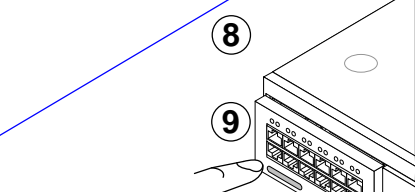
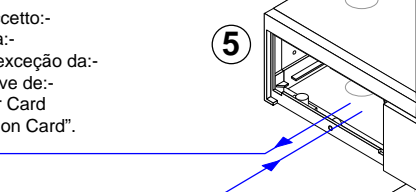
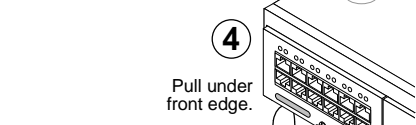
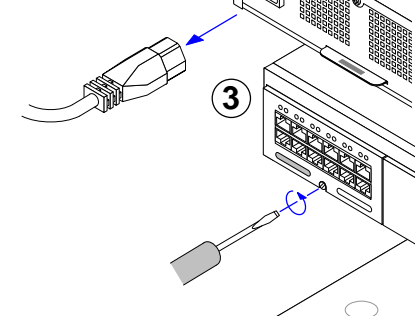
B IP 500 Trunk Daughter Card Installation

1 Anti-Static precautions must be observed at all times.

- IPO 500 TRNK ANLG 4 UNI (700417405)
- IPO 500 TRNK BRI 4 UNI (700417413)
- IPO 500 TRNK BRI 8 UNI (700417421)
- IPO 500 TRNK PRI 1 UNI (700417439)
- IPO 500 TRNK PRI 2 UNI (700417462)



2 Power OFF



Any base card except:-
 Toute carte de base, à l'exception de la carte:-
 Jede Basiskarte außer:-
 Qualsiasi scheda di base, eccetto:-
 Toda tarjeta base, excepto la:-
 Qualquer placa básica com exceção da:-
 Voor alle basiskaarten behalve de:-
 - IPO 500 Legacy Carrier Card
 - IPO 500 4 Port Expansion Card".

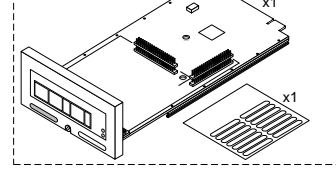


46DHB0002UKAB

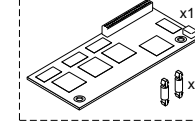
C IP 500 Legacy Carrier Card Installation.

1 Anti-Static precautions must be observed at all times.


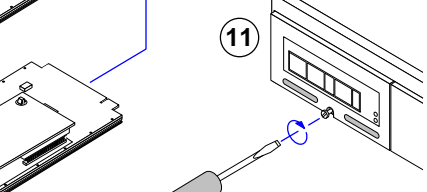
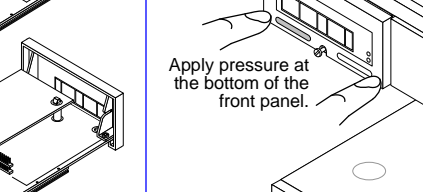
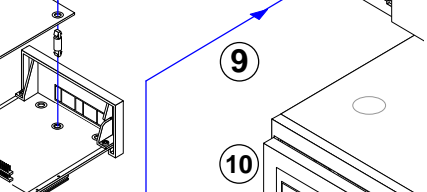
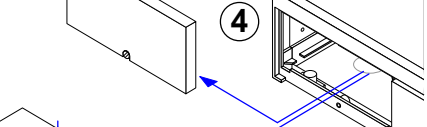
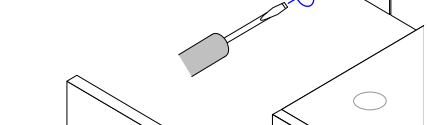
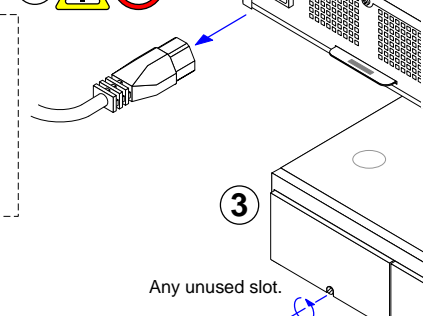
- IPO 500 LEGACY CARD CARRIER (700417215)
- (Maximum 2)



- IPO VCM 4 (700358854)
- IPO VCM 8 (700359870)
- IPO VCM 16 (700359870)
- IPO VCM 24 (700359888)
- IPO VCM 30 (700293939)



2 Power OFF



Trunk	
IPO BRI 8U	(700282017)
IPO PRI 24T1	(700185200)
IPO PRI 48T1	(700185218)
IPO PRI 30E(1.4)	(700272461)
IPO PRI 60E(1.4)	(700272479)
IPO PRI 60E1	(700185184)
IPO PRI 30E1R2	(700241631)
IPO PRI 60E1R2	(700241649)
IPO ATM 4U (US only)	(700359938)

Remove tabs to match trunk card ports.
 Retirez les languettes en fonction des ports de la carte de ligne de réseau.

Abdeckungen für die jeweiligen Leitungskarten-Ports entfernen.
 Rimuovere le linguette per consentire l'allineamento con le porte della scheda trunk.
 Quite las piezas para hacer coincidir los puertos de la tarjeta de Enlace.
 Remova as proteções correspondentes às portas da placa de tronco.
 Verwijder de lipjes zodat zij overeenkomen met de poorten van de transmissielijnkaart.

art.

